

# T5S RANGE

T5.90S | T5.100S



# Essential, strong, built for everything.

New Holland T5S 90hp to 100hp tractors deliver the perfect balance between modern efficiency and the demands for a simple tractor that just does exactly what you need it to do. The T5S range come with a new generation four-post cab that delivers the best all round visibility and operator environment in this tractor class. Need a loader? The new LA & TL loaders are available from factory and is specifically designed for the T5S, tough and durable it features mechanical self-levelling as standard. Available with mechanical 12x12 transmissions, or a 20x20 creep speed option which takes the speed down to 0.12kph, T5S offers the specification choice to suit farmyard, or field, hobby farm or hay and forage enterprises. Need speedy manoeuvrability? A hydraulic powershuttle is offered for clutch free changes between forward and reverse. Do you work with heavy rear mounted equipment? With a T5S you can benefit from 4,400kg of rear linkage muscle for best in class performance with Lift-O-Matic™ linkage control as standard. Electro-hydraulic PTO engagement, with an easy to modulate soft start, comes as part of a tractor that is built to meet modern demands for efficiency and ease of operation with traditional simplicity and ease of maintenance.

## Ease of ownership

T5S Stage V tractors deliver low cost of ownership thanks to the extended service intervals of 600 hours. All daily maintenance checks are quick and easy to access which means you'll spend more time doing what a T5S does best: working. Want more? How about fuel efficient, reliable common rail engines that are biodiesel compliant.

## Absolute driving pleasure

The combination of the new generation four-post cab with air suspended seat, puts the operator in comfortable control as a priority. T5S range sets new standards in this tractor class, with panoramic visibility, delivers a great view for all applications. Powerful heating and air conditioning keeps you comfortable in all seasons. All controls are well positioned to make driving and operating a pleasure.


## Versatility

Compact and manoeuvrable, with powerful hydraulics and versatile transmission choices to suit all applications, a T5S can be your one tractor solution. It is equally at home performing loader work in the yard with the new LA & TL loaders, to work a wide range of attachments in the field, park or estate.

## Power and productivity

The smooth running F5 series engine packs an efficient and reliable power punch of up to 100hp with outstanding fuel economy and impressive torque characteristics. Offering the ideal balance between power, weight and size, a T5S is designed to offer dependable performance across a wide range of tasks. It is the power and productivity choice for small and medium mixed and livestock farms, with a specification to suit applications as diverse as municipal, horticulture and orchard.

Model	Max power hp	Max torque Nm	Wheelbase mm	Weight kg
T5.90S	90	380	2350	4000
T5.100S	100	450	2350	4000









## Simplicity meets modern thinking.

Take the time to look over a New Holland T5S tractor and you will see for yourself that these tractors offer the perfect balance between traditional tractor design and modern ergonomics. New users will quickly feel comfortable and appreciate the ergonomic control layout, which ensures everything is to hand to work the tractor safely and efficiently. With the new generation cab, we take this class of tractor to a new level. With its four-post design, and pillar to post glazing, the cab gives superb all-round visibility. An opening glazed roof panel is functional too, allowing loader equipped tractors to be positioned with pin point accuracy. Highly efficient heating and ventilation, with air-conditioning as standard, ensures the operator remains comfortable, whatever the weather.



### Day long comfort

The air suspension seat features a fully integrated armrest for day long comfort. There is also ample space for a full-size instructor seat with seatbelt.







### True all round visibility

When we describe the new generation cab as offering true all-round visibility, we are not exaggerating. Thanks to the four-pillar cab design, the view from the operator's seat is panoramic. In tight spaces or when working in the field, good visibility is a valuable aid to productivity. See more, do more.



### At a glance performance monitoring

The clear and visible instrument cluster moves in conjunction with the fully tiltable steering column for a permanently unobstructed view of the key operating dials and lights. Consult the easy to read dashboard monitor for at a glance operating information. Direction, acres worked and servicing information are clearly marked in the three-section display.



### Quiet. Comfortable. Spacious.

The new generation cab on the T5S has a flat floor to eliminate the issues of a transmission tunnel, making it more spacious. Wide door openings to ensure it is easy to access the comfortable interior and an air suspension seat guarantee a comfortable ride. The heating and ventilation package is powerful, keeping the cab mist free in winter and super cool in summer. Low noise levels reduce fatigue and a powerful lighting package lights the darkest nights. With a T5S tractor you get big tractor cab features in a small tractor package.



### Cab roof Lighting package

With a T5S, four integrated cab roof lights can deliver the extra illumination you need, stretching out into the darker recesses of buildings or helping you spot the last bales in a field.

# Functionality has never been so comfortable.

New Holland kept things simple when designing the all-new 4 pillar cab. Put simply, you spend long hours working inside your machine, so we placed you, the operator at the heart of the design. The upgraded materials and high standards of fit and finish enrich your operating experience. The light grey trim brings the outside in, and contributes to the bright and airy, yet modern and durable feeling. Advanced, hard-wearing design that will last as long as your farm.



## Radio as standard

All models have factory fitted radio as standard. Simply select your radio station, which will bring music to your ears.

## True PTO Control

- The PTO is conveniently started and stopped by a push-pull switch
- The PTO speed management lever is ergonomically located on the left hand side of the seat








### **Ergonomically grouped for outstanding productivity**

The principal tractor functions, such as the hand throttle, all transmissions and linkage controls have been grouped together on the right hand console so that everything falls to your hand. Both the fully integrated loader joystick, which is ergonomically positioned, and the column mounted shuttle lever fall perfectly to hand for increased loader productivity and reduce fatigue.

# Responsive power. Productive efficiency.

## Common Rail. Common sense.

At the heart of the T5S is a 3.6 litre Common Rail F5 engine developed by FPT Industrial that fully comply with the stringent Stage V emissions regulations and results in outstanding maximum torque. New Holland introduced Common Rail to agriculture in 2003, and the optimised engines on the T5S benefit from the latest generation in this fuel efficient technology. These powerful, super-quiet engines can develop a maximum power from 90hp to 100hp depending the model and up to 450Nm of torque at just 1300rpm, which provides optimal torque for all tasks.



## ECOBlue™ Compact HI-eSCR 2 explained

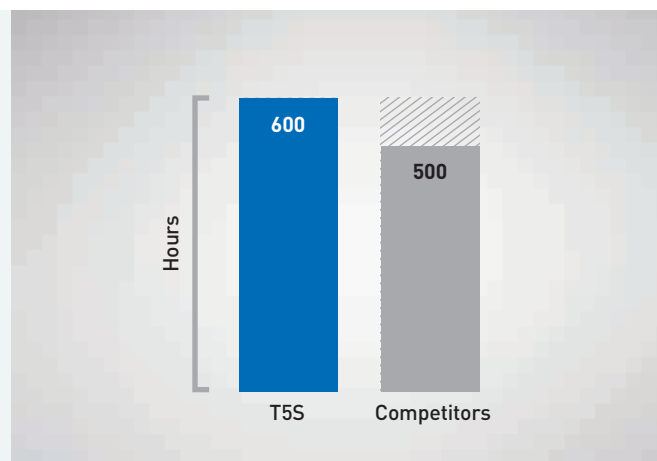
The entire T5S range complies with Stage V emissions standards, which mandate a further 40% reduction of Particulate Matter content compared to previous regulations. This is achieved thanks to the new Compact HI-eSCR 2 technology developed by FPT Industrial. This innovative after treatment system is a maintenance free, patented solution that minimizes operating costs. All after treatment components are concealed neatly under the hood to maintain the best visibility to the front and sides in addition to maximizing ground clearance.

Compact HI-eSCR<sub>2</sub> ECOBlue



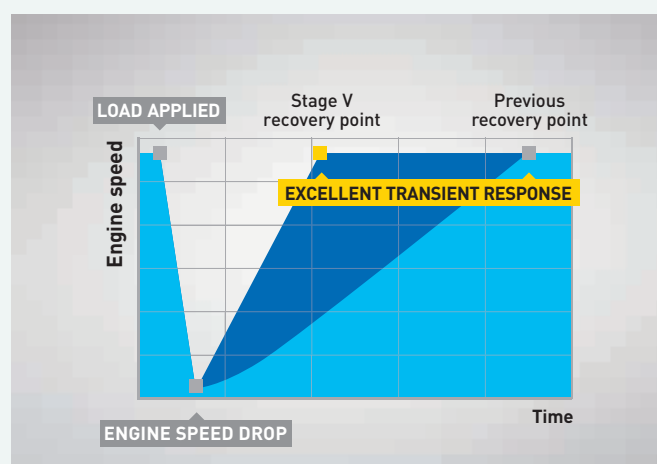
### More time in the field, less time in the yard

Advanced engineering design means lower maintenance demands. All T5S models benefit from New Holland's industry leading 600-hour service intervals, and they all run on easily available standard oils. Choose New Holland to save money, downtime and help protect the environment.



### Sustained productivity in all conditions

Here at New Holland we're passionate about transient response and it's your productivity guarantee. Put simply, when you ask for more, your reactive engine and its enormous 47% torque backup gives it to you. In practice, when you're working in demanding conditions, for example when baling heavy silage in uneven swaths, you'll maintain forward and PTO speed even when the largest lumps are fed into the baler. Transient response. You've got it covered.



### Powered by FPT Industrial

New Holland are not going it alone when it comes to Stage V technology, they can draw on the experience of their in-house engine development specialist: FPT Industrial.

**Pioneers:** Common Rail technology developed by FPT Industrial at their R&D excellence centre in Arbon, Switzerland in the 1980s and brought it to the masses in 1997 on the Alfa Romeo 156. They were the very first to introduce it on agricultural machines on the TS-A tractor. Pioneering. Always.

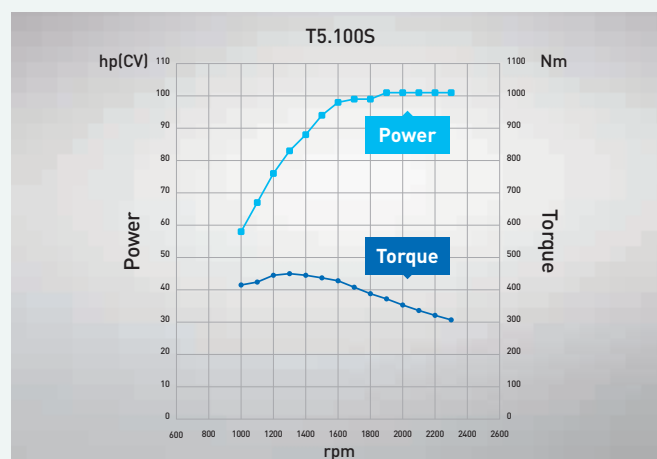
**Cleaner:** for the eleventh consecutive year, CNH Industrial has topped the Dow Jones Sustainability World and Europe Indexes for the Industrial Engineering sector. Cleaner. Everywhere.

**Proven:** FPT Industrial has pioneered SCR technology since 1995 and has already produced more than 2.5 million SCR systems during the last fifteen years for the agricultural, construction and trucking industry. Reliability. Confirmed.



### Efficient response

Common Rail uses precision fueling technology for greater responsiveness as well as fuel efficiency. Put simply, you maintain performance whilst controlling your fuel bills. Furthermore, maximum power is achieved at a mere 1900rpm and is available right up to 2300rpm, the most frequently used working range, for improved productivity in all applications including PTO and high speed road transport. A flatter maximum torque curve throughout the optimum working range further boosts your operational flexibility.



# Proven mechanical simplicity.

A key to versatile performance is having the right transmission speed for the application. With T5S tractors, there are two main gearbox choices; Synchro Shuttle™ three ranges 12x12, or 20x20 with creeper, and the proven Powershuttle 12x12 or 20x20 with creeper. All transmissions share the same proven four synchromesh speeds in each range for easy on the move gear changes. The spread of speeds on offer will suit a wide range of applications, a Creep Speed option further extending versatility. With the creeper option, a T5S tractor can work down to speeds as low as 0.12kph, you can benefit from a very large working range.



## Loader friendly Powershuttle

- T5S models are offered with a column mounted hydraulic Powershuttle
- For front loader applications or speedy headland turns, the hydraulic Powershuttle really boosts productivity



## Four-wheel drive traction

- Four-wheel drive models feature an un-braked turn radius of just 4235mm
- Fitted with limited slip or electro-hydraulic differential lock, a T5S delivers traction when you need it and brilliant agility when you don't
- Mechanical foot operated rear differential lock comes as standard





### Wide tyre offering

- You can order a T5S with the right tyre for your specific needs
- A wide range of tyres are available to match the demands of small farms and dairy units through to specialist growers

### Dynamic front fenders

- Steering angle is maximized thanks to the dynamic front fenders available as an option on all models
- A spring mechanism prevents the fenders touching the tractor chassis, but allows the wheel to continue to its maximum lock





## Purpose designed for productivity.

The new LA & TL front loaders featuring mechanical self levelling integrate perfectly with all T5S models and can be specified directly from factory. The loader fits low over the hood, enhancing visibility to put you at ease and allow for a more confident operating experience. These loaders are comfortable to operate with the new ergonomically designed joystick and three-function mid-mount valve. Ideal for attachments that require hydraulic power supply. The Euro style headstock comes as standard for easy attachment compatibility.



### Low mounting points

- The mounting brackets on T5S tractors are positioned low to ensure exceptional forward and downward visibility, and improve stability when loads are fully raised. Safety and productivity go hand in hand



### See beyond the roof line

- All cab models have a high visibility roof panel to offer a perfect view and provide a bright and airy environment
- The roof panel can be opened for extra ventilation and features a retractable sun blind



### Loader ready puts the joystick exactly where you want it

- T5S loader ready also includes a joystick control positioned just where you need it, with integrated functions to deliver seamless loader operation





Models		520TL		530TL		655LA	665LA	670LA	675LA
Self Levelling System		NSL	MSL	NSL	MSL	MSL	MSL	NSL	MSL
Max. lift capacity at lower arm pivot point	(kg)	1846		1999		2060	2417	2417	2345
Max. lift capacity at upper arm pivot point	(kg)	1295		1438		1519	1785	1785	1581
Payload lower arrow	(kg)	1550	1846	1703	1999	2060	2417	2060	2345
Payload upper arrow	(kg)	1071	1295	1203	1438	1519	1785	1499	1581
Max. break-open force at bucket edge	(kg)	1601	2233	2162	2407	2672	2947	2947	2967
Weight without tool and attached parts	(kg)	330	375	345	395	566	573	489	616
Max. lift height at pivot	(mm)	3460		3760		3550	3550	3550	3850
Loading height edge blade parallel	(mm)	3250		3550		3340	3340	3340	3640
Loading height edge blade tilted	(mm)	2390		2710		2470	2470	2470	2810
Loader height	(mm)	1660		1780		1680	1680	1680	1800
Reach, bucket tilted	(mm)	650		700		710	710	710	700
Digging depth	(mm)	210		210		210	210	210	210
Tilt angle standard	[° degrees]	43		46		41	41	41	44
Tilt angle Extra Scoop	[° degrees]	-		-		55	55	-	61
Dump angle Loader Up	[° degrees]	63		58		62	62	62	57
Min. tractor power	[kW/hp(CV)]	40/55		50/65		30/40	35/50	35/50	50/70
Max. tractor power	[kW/hp(CV)]	60/80		77/105		51/70	65/90	65/90	75/100
Smooth ride control		○		○		○	○	○	○
Varipark stands		●		●		●	●	●	●
3rd Service		○		○		○	○	○	○
3rd & 4th Service		-		-		○	○	○	○
Fast Tip		-		-		-	-	○	-
Extra Scoop		-		-		●	●	-	●
Active Extra Scoop + Return to level (Button Controlled)		-		-		○	○	-	○
Automatic mechanical attachment locking		-		-		●	●	●	●
Hydraulic attachment locking (Euro & Euro/SMS)		-		-		○	○	○	○
Euro quick-release frame		●		●		●	●	●	●
Skidsteer quick-release frame		○		○		-	-	-	-
SMS/Euro quick-release combi-frame		-		-		○	○	○	○
Aló/Euro quick-release combi-frame		-		-		○	○	○	○
LED work lights		-		-		○	○	○	○
New Holland Blue colour		●		●		●	●	●	●
New Holland Blue Power colour		-		-		○	○	○	○

NSL = Non Self Levelling MSL = Mechanical Self Levelling ● Standard ○ Optional - Not available

## Simply versatile.

With a rear linkage capacity of up to 4,400kg, a T5S tractor has the muscle to work with a wide range of fully mounted equipment, enabling these versatile tractors to tackle duties beyond the scope of competitive tractors of similar power. The new T5S provide powerful hydraulic flow of up to 82 litres/min which delivers fast loader cycle times. The T5S offers the choice of up to three rear remote push-pull valves and two mid mount valves. Now add a choice of 540/540E/1000 and ground speed PTO ideal to work on steep slopes or on solid ground. A T5S may be simple but it is by no means basic.



### Lift-O-Matic™ for speedy turns

With a T5S tractor, you get the proven benefits of Lift-O-Matic™. Proven over many generations of New Holland tractors, Lift-O-Matic™ offers fingertip fast raise and lower of implements to a pre-set position. During a headland turn, all you do is flip a switch to raise the rear linkage to a pre-set maximum height and at the headlands, do the same again to lower the links to your chosen setting.





### Economy PTO speed

The direct drive PTO system reduces power losses from the engine and reduces the number of wearing parts within the transmission for increased productivity and reliability. Activated by a dedicated in-cab lever featuring soft start engagement, the PTO clutch allows the operator to feed power to a driven implement gradually. A choice of up to 3 PTO speeds are available, 540, 540 ECO and 1000rpm. A ground speed PTO option is also available.



### Mid mount valves for increased productivity

The T5S can be specified with two mid mount valves that are controlled via the ergonomically positioned joystick. You can also specify up to three rear hydraulic remotes that are activated via smooth engagement cab-based levers.

## 360°: T5S.

The new T5S has been designed for the ultimate in ease of daily maintenance. All service points are easy to access from ground level, all located on the left side of the tractor, with super long service intervals mean these tractors will spend more time in their natural environment, doing what you want them to!

The ATS system is maintenance free for lifetime



All the maintenance can be done on one side, all service points are on the left side of the engine to make routine servicing easier

Engine's hydraulic and electrical systems have been relocated and improved, grouping fuel and oil filters together on the left side of the engine. As a result, you can check both filters at once and get back to work faster





Models	T5.90S	T5.100S
<b>Engine*</b>	F5	F5
No. of Cylinders / Aspiration / Valves / Emission level	4 / T / 4 / Stage V	4 / T / 4 / Stage V
Fuel System - High Pressure Common Rail	●	●
Capacity (cm <sup>3</sup> )	3600	3600
Bore and Stroke (mm)	102x110	102x110
Approved Biodiesel blend	B20**	B20**
Max. horsepower (@1900rpm) - ISO TR14396 - ECE R120 [kW/hp(CV)]	66/90	74/101
Rated horsepower - ISO TR14396 - ECE R120 [kW/hp(CV)]	66/90	74/101
Rated engine speed (rpm)	2300	2300
Max. torque - ISO TR14396 (Nm@rpm)	380@1300	450@1300
Torque rise (%)	40	47
Vertical exhaust	●	●
Diesel tank capacity (Litres)	129	129
AdBlue tank capacity (Litres)	10	10
Service interval (hours)	600	600
<b>Synchro Shuttle™ transmission (40kph)</b>	●	●
Number of gears (F×R)	12x12	12x12
Minimum speed (kph)	0.91	0.91
<b>Synchro Shuttle™ transmission [Optional Creeper] (40kph)</b>	○	○
Number of gears (F×R)	20x20	20x20
Minimum speed (kph)	0.123	0.123
<b>Hydraulic Powershuttle transmission (40kph)</b>	○	○
Number of gears (F×R)	12x12	12x12
Minimum speed (kph)	0.91	0.91
<b>Hydraulic Powershuttle transmission [Optional Creeper] (40kph)</b>	○	○
Number of gears (F×R)	20x20	20x20
Minimum speed (kph)	0.123	0.123
<b>Electrical</b>		
12 volt alternator (Amps)	120	120
Standard battery capacity (CCA / Ah)	800 / 143	800 / 143
<b>Axles</b>		
4WD front axle	●	●
Heavy Duty class 1.0 front axle	●	●
Steering angle 4WD (°)	55	55
Dynamic Front Fenders	○	○
Limited slip front diff. lock	●	●
Mechanical diff. lock engagement	●	●
Electro hydraulic diff. lock engagement	○	○
Turning radius 4WD (mm)	4235	4235
<b>Hydraulics</b>		
Standard main pump flow / pressure @2300rpm (Lpm / Bar)	48 / 190	48 / 190
High flow option main pump flow / pressure @2300rpm (Lpm / Bar)	64 / 190	64 / 190
MegaFlow™ option main pump flow / pressure @2300rpm (Lpm / Bar)	82 / 190	82 / 190
Standard services pump flow / pressure @2300rpm (Lpm / Bar)	28 / 190	28 / 190
High flow option services pump flow/ pressure @2300rpm (Lpm / Bar)	36 / 190	36 / 190
MegaFlow™ option services pump flow / pressure @2300rpm (Lpm / Bar)	37 / 190	37 / 190
Lift-O-Matic™ system (MDC)	●	●
<b>Remote valves</b>		
Type	Deluxe	Deluxe
Max. rear valves	3	3
Max. no. rear remote outlets	6	6
Max. no. mid mount valves	2	2
Max. no. mid mount outlets	4	4
Mid mount joystick control	○	○
<b>Linkage</b>		
Rear linkage category	2	2
Max. lift capacity at ball ends (kg)	4400	4400
Max. lift capacity (OECD, 610mm behind ball ends) (kg)	3700	3700
Front linkage lift capacity at ball ends (through the range) (kg)	1670	1670



Models	T5.90S	T5.100S
<b>Front Loader Ready</b>	○	○
Integrated loader joystick	○	○
<b>PTO</b>		
Mechanical PTO engagement	●	●
Soft Start PTO activation	○	○
Engine speed at (Synchro Shuttle™):		
540 / 540E	1938 / 1535	1938 / 1535
540 / 1000	1938 / 1926	1938 / 1926
540 / 540E / 1000	1938 / 1535 / 1926	1938 / 1535 / 1926
Ground Speed	○	○
Front PTO (1000rpm)	○	○
Engine speed at (Powershuttle):		
540 / 540E	1938 / 1535	1938 / 1535
540 / 1000	1938 / 1926	1938 / 1926
540 / 540E / 1000	1938 / 1535 / 1926	1938 / 1535 / 1926
Ground Speed	○	○
Front PTO (1000rpm)	○	○
<b>Brakes</b>		
Hydraulic Trailer Brakes	○	○
Optional Pneumatic Tractor Brakes	○	○
<b>Cab</b>		
Air conditioning / openable transparent hatch / sunroof / radio + speakers / instructor seat	●	●
Standard Mechanical suspension seat with seat belt & armrest	●	●
Optional Air suspension seat with seat belt & armrest	○	○
Tilting steering column	●	●
Air conditioning	●	●
Air Recirculation Filters	●	●
Telescopic Mirrors	○	○
Cab monitor mounting bracket	○	○
Cab Noise Level [dB(A)]	77	77
Factory Fit Rotating Beacon	○	○
<b>Weights</b>		
Minimum unballasted / shipping weights		
4WD front axle with cab [kg]	4000	4000
4WD Max. permissible weight at 40kph / Heavy Duty axle [kg]	6500	6500

● Standard ○ Optional – Not available

\* Developed by FPT Industrial \*\* Biodiesel blend must fully comply with the latest fuel specification EN14214:2009 and operation is in accordance with operator manual guidelines



## Dimensions

With rear tyres		R34
<b>A</b> Track width flange to flange	[mm]	1584
<b>B</b> Overall width	[mm]	2180
<b>C</b> Overall height	[mm]	2648
<b>D</b> Overall length from rear ball-end to front ballast	[mm]	4396
<b>E</b> Wheelbase	[mm]	2350

# New Holland Top Service: customer support and customer information.



## Top Availability

If you need information, or have an out of hours question, ring our toll-free number\*. All day, every day, we are just a call away.



## Top Speed

Express parts delivery: when you need it, where you need it!



## Top Priority

Fast-track solution during the season: because your harvest can't wait!



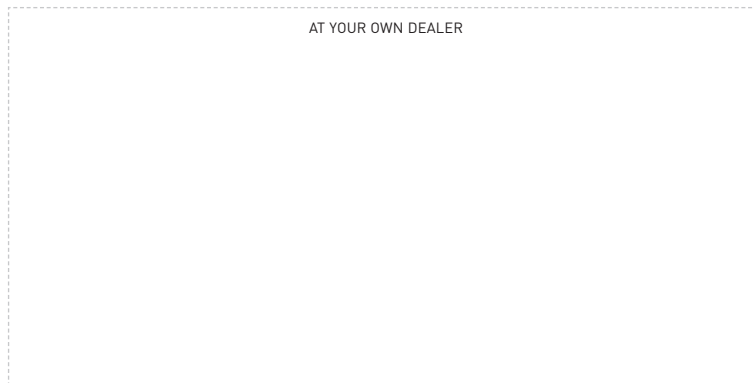
## Top Satisfaction

We drive and track the solution you need, keeping you informed: until you are 100% satisfied!



### For more details, ask your New Holland dealer!

\* Calls to the Top Service team are free from landlines in the United Kingdom and Republic of Ireland. UK-based mobile calls are also free, but Republic of Ireland mobile users should call 01 2421881 and this will be charged at your standard network rate.



[www.newholland.com/uk](http://www.newholland.com/uk) - [www.newholland.com/ie](http://www.newholland.com/ie)

